

CAB FIELD SURVEY - EU-RE-CA MRL SOLUTIONS



info@fabacab.com
800.800.4960

1600 Main Street
Anderson, IN 46016

JOB NAME: _____

SURVEYOR NAME: _____

SURVEYOR PHONE NUMBER: _____

CAPACITY: _____ lbs.

1. Quantity of Cabs: (Circle one)

1 2 3 4 5 6 7 8 9 10

2. Cab Construction: (Circle one)

Wood Metal Skeleton Glass _____ Other

Statements:

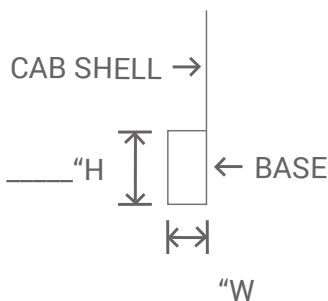
Current Cab Conditions/Style:

- Fill out entire survey completely.
- Please include the following photos: overview of entire cab, each wall elevation and a photo of the base, if protruding base is present.
- If your cab has protruding base, then complete the section below.

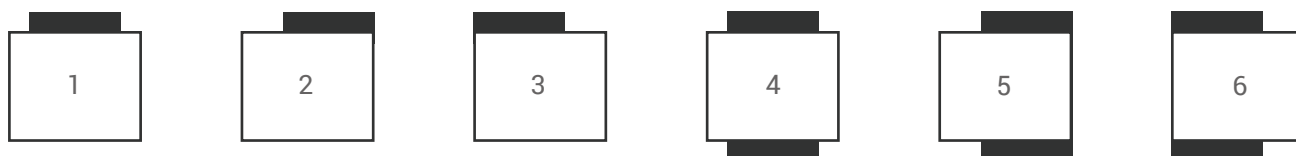
Base Detail: (Complete section entirely)

Note: If no base is present,
please check the box below.

☐ No protruding base present.



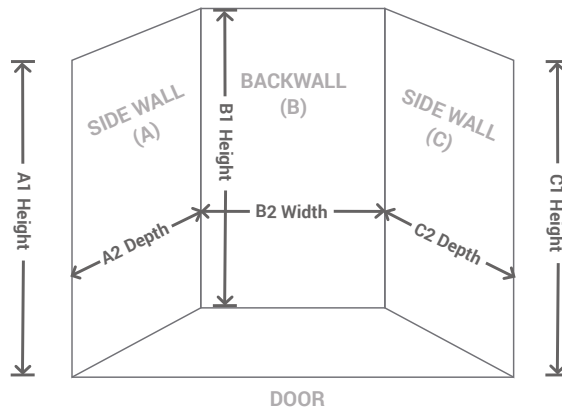
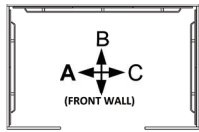
3. Cab Floor Plan: (Circle one)



*Elevation pictures for each elevation under floor plan

DIAGRAM 1

4. Cab Dimension/Steel Shell Configuration: *(Complete section entirely)*



Enter all dimensions in inches, not feet

WALL A A1: _____"
A2: _____"

WALL B B1: _____"
B2: _____"

WALL C C1: _____"
C2: _____"

**Height is measured from floor to canopy (not ceiling)*

**If cab has cove/obstruction, measure height from floor to bottom of the cove/obstruction*

DIAGRAM 2

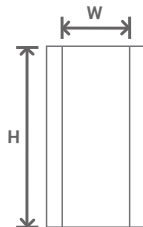
5. Aluminum Extruded Configuration: *(Complete section entirely)*

Note: Multiple panels of the same size only need the dimensions listed once.

Please indicate the quantity of panels required for each specific size below those dimensions.

All "W" measurements are inside dimensions (ID's), between the aluminum extrusions.

BACKWALL
ELEVATION



W: _____"

W: _____"

W: _____"

W: _____"

H: _____"

H: _____"

H: _____"

H: _____"

QTY: _____

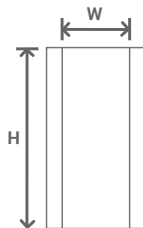
QTY: _____

QTY: _____

QTY: _____

**Note: Backwall dimensions not required at front/rear opening cabs*

SIDE WALL
ELEVATION



W: _____"

W: _____"

W: _____"

W: _____"

H: _____"

H: _____"

H: _____"

H: _____"

QTY: _____

QTY: _____

QTY: _____

QTY: _____

6. Existing Ceiling Condition

_____ " perimeter gap



_____ " existing ceiling drop

7. Help?

SURVEY TIPS

