

CAB FLOOR SURVEY

info@fabacab.com
800.800.4960

1600 Main Street
Anderson, IN 46016

JOB NAME: _____

SURVEYOR NAME: _____

SURVEYOR PHONE NUMBER: _____

ELEVATOR NUMBER: _____

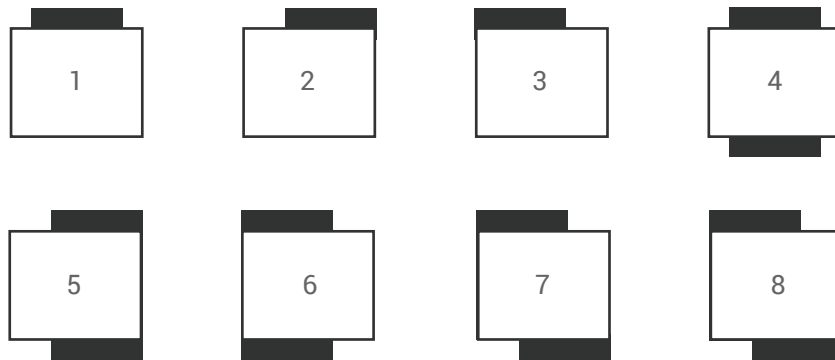
1. New Floor Construction Material: *(Circle one)*

Stainless Steel Aluminum Other: _____

2. New Floor Material Thickness: *(Circle one)*

1/8" 3/16" 1/4"

3. Cab Floor Plan: *(Circle one)*

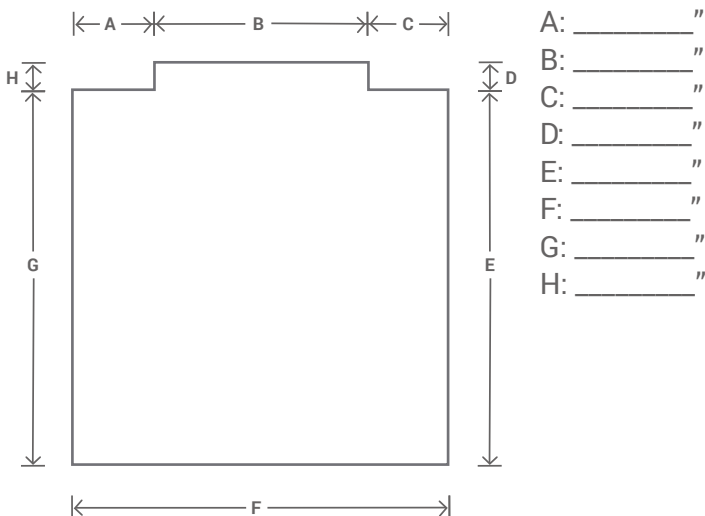


* If your cab floor plan varies from the floor plan selection above, then go to page 3 and provide a hand sketch of your cab floor plan. *(Provide all necessary dimensions)*

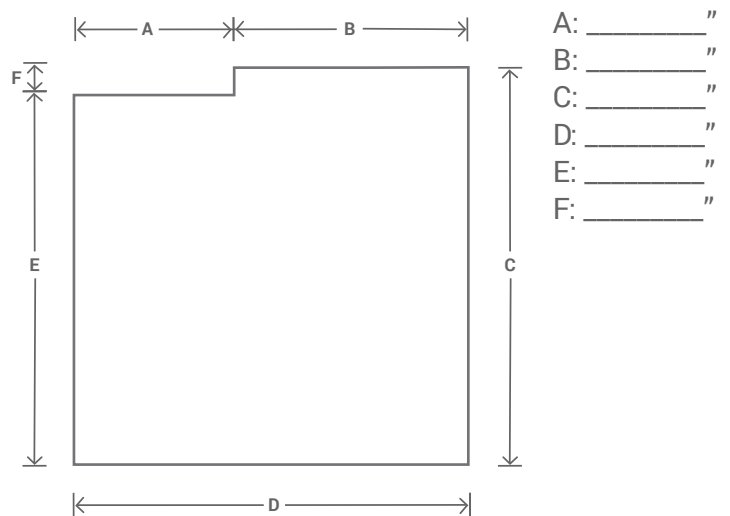
4a. Cab Dimensions: *(Complete selected floor plan section entirely)*

Enter all dimensions in inches, not feet

FLOOR PLAN 1



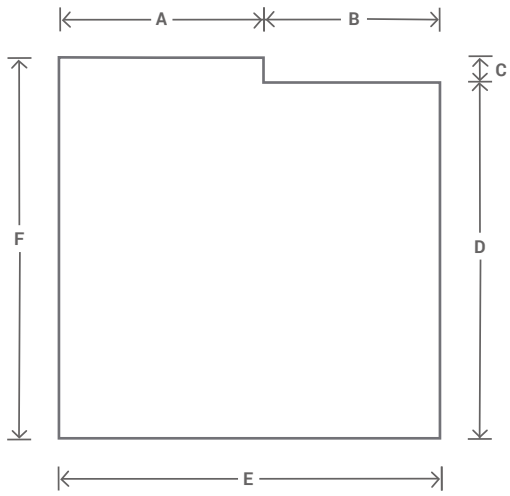
FLOOR PLAN 2



4a. Cab Dimensions Continued: (Complete selected floor plan section entirely)

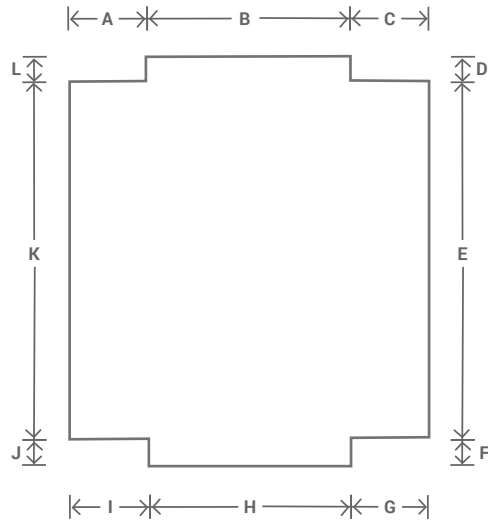
Enter all dimensions in inches, not feet

FLOOR PLAN 3



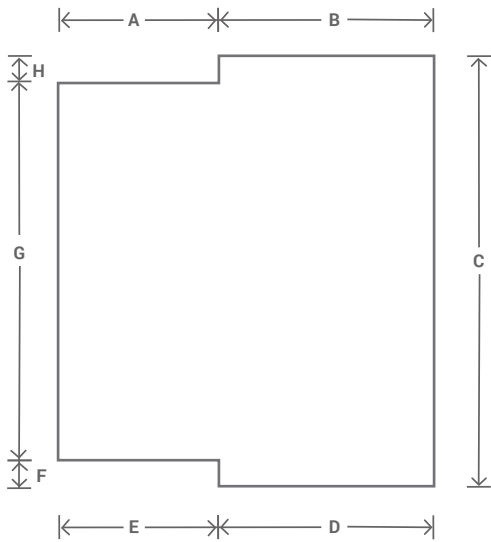
- A: _____ "
- B: _____ "
- C: _____ "
- D: _____ "
- E: _____ "
- F: _____ "

FLOOR PLAN 4



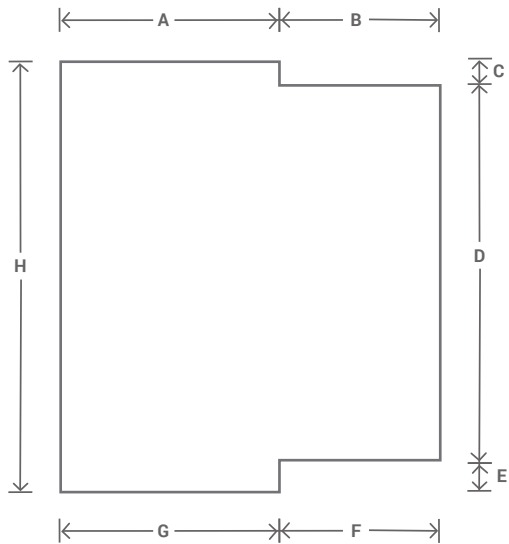
- A: _____ "
- B: _____ "
- C: _____ "
- D: _____ "
- E: _____ "
- F: _____ "
- G: _____ "
- H: _____ "
- I: _____ "
- J: _____ "
- K: _____ "
- L: _____ "

FLOOR PLAN 5



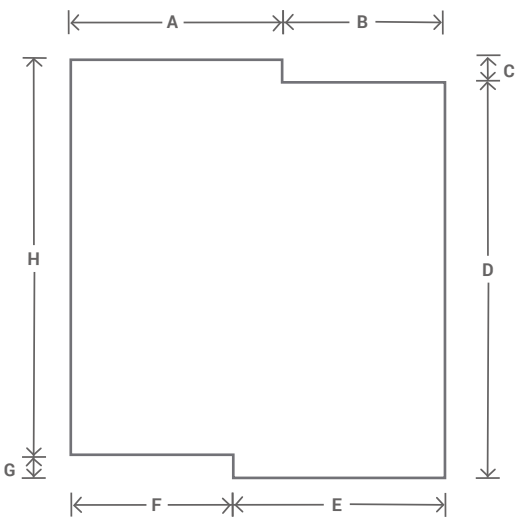
- A: _____ "
- B: _____ "
- C: _____ "
- D: _____ "
- E: _____ "
- F: _____ "
- G: _____ "
- H: _____ "

FLOOR PLAN 6



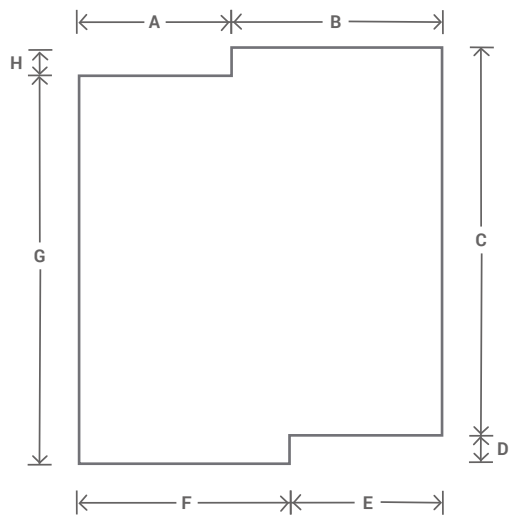
- A: _____ "
- B: _____ "
- C: _____ "
- D: _____ "
- E: _____ "
- F: _____ "
- G: _____ "
- H: _____ "

FLOOR PLAN 7



- A: _____ "
- B: _____ "
- C: _____ "
- D: _____ "
- E: _____ "
- F: _____ "
- G: _____ "
- H: _____ "

FLOOR PLAN 8



- A: _____ "
- B: _____ "
- C: _____ "
- D: _____ "
- E: _____ "
- F: _____ "
- G: _____ "
- H: _____ "

4b. Custom Cab Floor: *(Draw details)*

A: _____"
B: _____"
C: _____"
D: _____"
E: _____"
F: _____"
G: _____"
H: _____"
I: _____"

* Draw floor plan & include all necessary dimensions. Label each dimension on sketch.
Enter all dimensions in inches, not feet