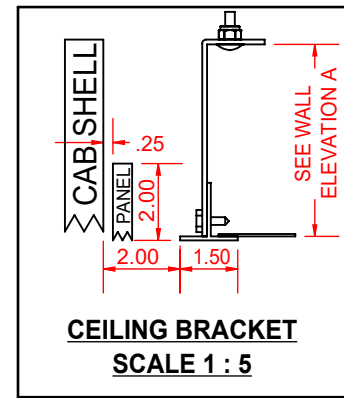


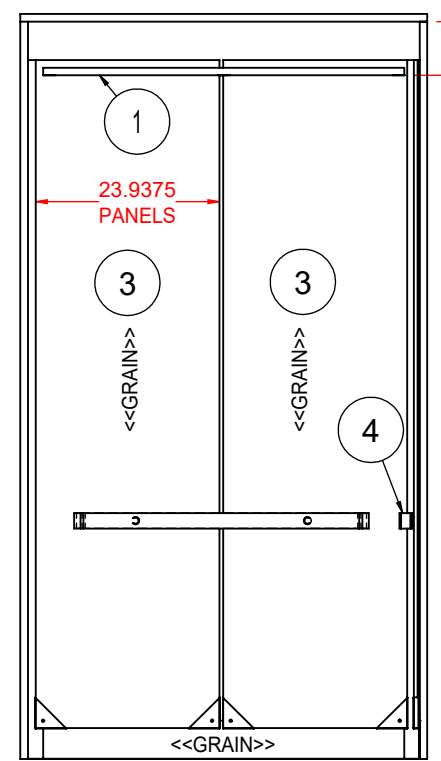
REFLECTED CEILING VIEW
A VIEW OF THE CAB AS IF LOOKING FROM ABOVE, THROUGH THE CEILING

PLAN VIEW

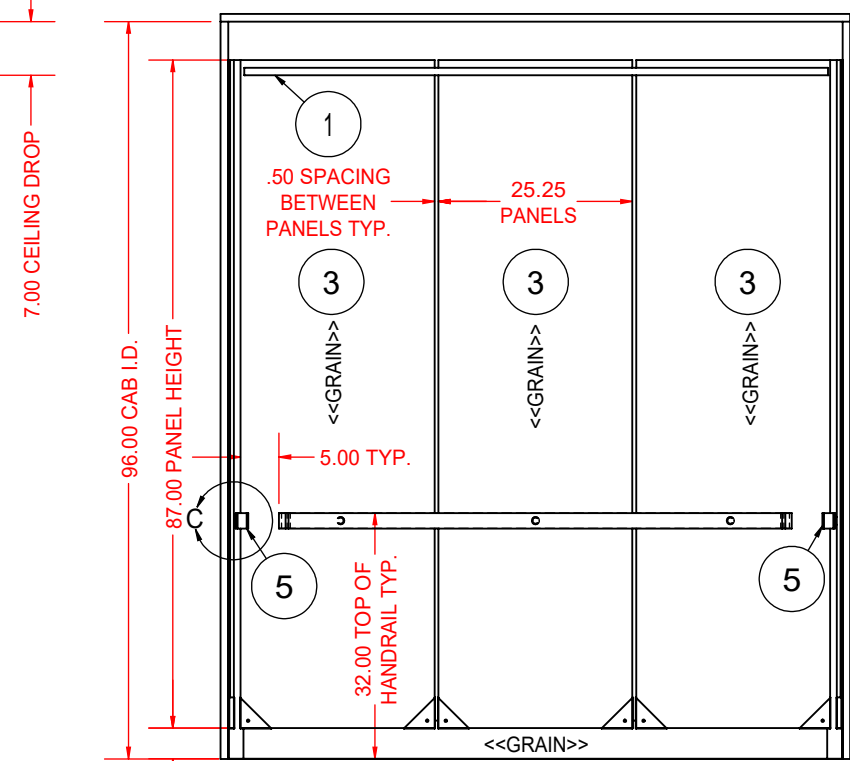


CEILING BRACKET SCALE 1:5

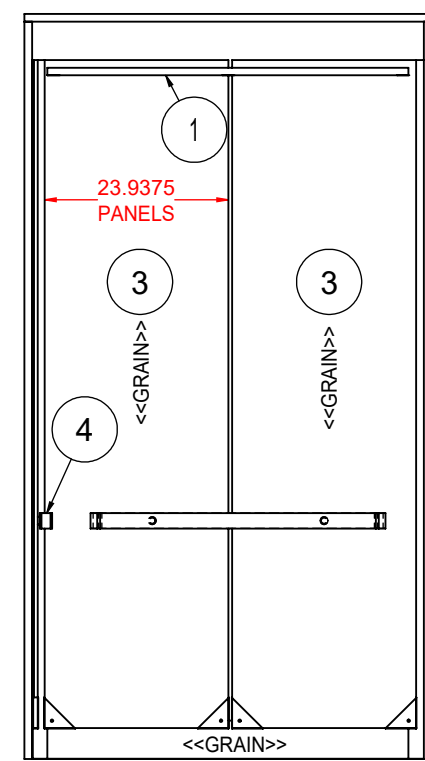
PARTS LIST & FINISH SELECTION				
ITEM	DESCRIPTION	MATERIAL	QTY	WEIGHT / lbs
1	CEILING	ANEGADA: BRUSHED ALUMINUM T-FRAME (1.50"X1.50"X.125") CEILING COATED IN CLEAR LACQUER WITH (6) 14 GAUGE STAINLESS STEEL #4 FINISH DROP IN PANELS	1	85.679
2	LIGHTING	SOLOBEAM-6: LED DOWN LIGHTING SYSTEM BY MAN-D-TEC. DIE-CAST SMOOTH BLACK FINISH FIXTURES	1 (SET)	8.6642
3	INTERIOR PANELS	VERTICAL PANEL SYSTEM CONSISTING OF (7) 1/2" FRPB WALL PANELS FACED WITH WILSONART OLD MILL OAK 7973K-12 LAMINATE. ALL PANELS INCLUDE (2) CUSTOM 18 GAUGE S/S #4 FINISH ANGLED METAL DETAILS AT THE BOTTOM CORNERS OF EACH WALL PANEL. ALL PANELS ARE BANDED IN BLACK PVC EDGE BANDING.	7	258.913
4	BACK HANDRAIL	0.375" X 2.00" FLAT S/S, #4 FINISH WITH RETURNED ENDS. PATENTED, FLAT FACE STANDOFFS	1	14.1844
5	SIDE HANDRAILS	0.375" X 2.00" FLAT S/S, #4 FINISH WITH RETURNED ENDS. PATENTED, FLAT FACE STANDOFFS	2	16.3094
6	RECESSED BASE & REVEALS	20 GAUGE STAINLESS STEEL #4 FINISH	1 (SET)	29.5995



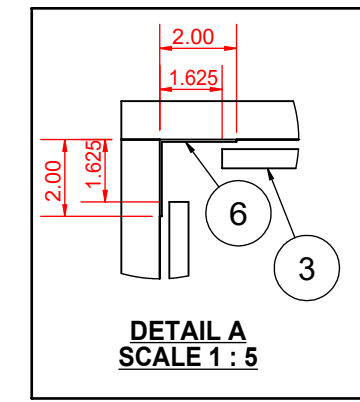
WALL ELEVATION A



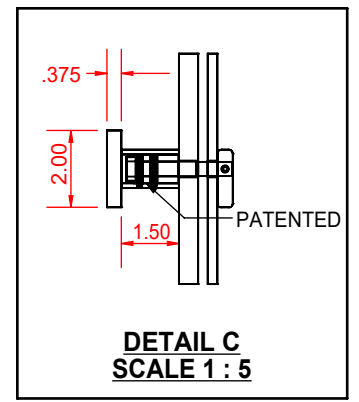
WALL ELEVATION B



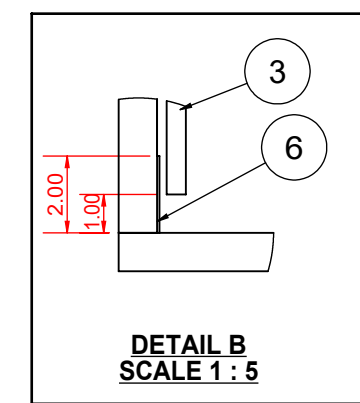
WALL ELEVATION C



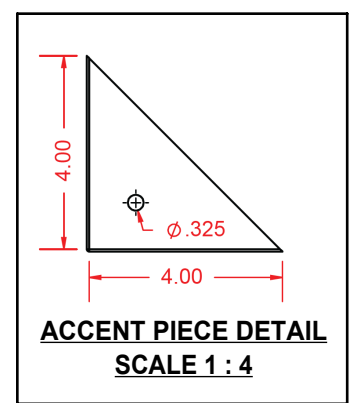
DETAIL A SCALE 1:5



DETAIL C SCALE 1:5



DETAIL B SCALE 1:5



ACCENT PIECE DETAIL SCALE 1:4



8896 West State Rd. 236 Middletown, IN 47356
T: 800.800.4960


F.A.C. JOB NUMBER: XXXXX	CAPACITY: 2500 lbs	JOB NAME: JOB NAME HERE
CAB I.D.: CAB XX		CONTACT: YOUR NAME HERE!
WALL PANELS: ANDROS		CEILING TYPE: ANEGADA T-FRAME
SALES REP: SALES REP NAME HERE	DATE: XX/XX/20XX	DRAWING SCALE: 1:25
REVISIONS:	FABRICATION APPROVAL SIGNATURE:	

SPECIFIC PRODUCT NOTES	UNIT CONVERSION
ALL DIMENSIONS ARE GIVEN IN INCHES	1/2 = 0.5000
(ALL DIMENSIONS ±1/32")	1/8 = 0.1250
QTY: 1 CAB	3/16 = 0.1875
	1/4 = 0.2500
	5/16 = 0.3125
	3/8 = 0.3750
	7/16 = 0.4375
	9/16 = 0.5625
	5/8 = 0.6250
	11/16 = 0.6875
	3/4 = 0.7500
	13/16 = 0.8125
	7/8 = 0.8750
	15/16 = 0.9375



IMAGE FOR ILLUSTRATION PURPOSES ONLY, COLOR SHADES AND PROPORTIONS MAY VARY

PARTS LIST & FINISH SELECTION				
ITEM	DESCRIPTION	MATERIAL	QTY	WEIGHT / lbs
1	CEILING	ANEGADA: BRUSHED ALUMINUM T-FRAME (1.50"X1.50"X.125") CEILING COATED IN CLEAR LACQUER WITH (6) 14 GAUGE STAINLESS STEEL #4 FINISH DROP IN PANELS	1	85.679
2	LIGHTING	SOLOBEAM-6: LED DOWN LIGHTING SYSTEM BY MAN-D-TEC. DIE-CAST SMOOTH BLACK FINISH FIXTURES	1 (SET)	8.6642
3	INTERIOR PANELS	VERTICAL PANEL SYSTEM CONSISTING OF (7) 1/2" FRPB WALL PANELS FACED WITH WILSONART OLD MILL OAK 7973K-12 LAMINATE. ALL PANELS INCLUDE (2) CUSTOM 18 GAUGE S/S #4 FINISH ANGLED METAL DETAILS AT THE BOTTOM CORNERS OF EACH WALL PANEL. ALL PANELS ARE BANDED IN BLACK PVC EDGE BANDING.	7	258.913
4	BACK HANDRAIL	0.375" X 2.00" FLAT S/S, #4 FINISH WITH RETURNED ENDS. PATENTED, FLAT FACE STANDOFFS	1	14.1844
5	SIDE HANDRAILS	0.375" X 2.00" FLAT S/S, #4 FINISH WITH RETURNED ENDS. PATENTED, FLAT FACE STANDOFFS	2	16.3094
6	RECESSED BASE & REVEALS	20 GAUGE STAINLESS STEEL #4 FINISH	1 (SET)	29.5995

 8896 West State Rd. 236 Middletown, IN 47356	F.A.C. JOB NUMBER: XXXXX	CAPACITY: 2500 lbs	JOB NAME: JOB NAME HERE	SPECIFIC PRODUCT NOTES ALL DIMENSIONS ARE GIVEN IN INCHES (ALL DIMENSIONS ±1/32") QTY: 1 CAB	UNIT CONVERSION 1/2 = 0.5000 1/16 = 0.0625 9/16 = 0.5625 1/8 = 0.1250 5/8 = 0.6250 3/16 = 0.1875 11/16 = 0.6875 1/4 = 0.2500 3/4 = 0.7500 5/16 = 0.3125 13/16 = 0.8125 3/8 = 0.3750 7/8 = 0.8750 7/16 = 0.4375 15/16 = 0.9375
	CAB I.D.: CAB XX	CONTACT: YOUR NAME HERE!	CEILING TYPE: ANEGADA T-FRAME		
	WALL PANELS: ANDROS	DATE: XX/XX/20XX	DRAWING SCALE: 1 : 25		
	SALES REP: SALES REP NAME HERE	FABRICATION APPROVAL SIGNATURE:			
	REVISIONS:				