



FAB ACVB

SIMPLIFYING A PROCESS MADE DIFFICULT

WHO is FabACab:

FabACab is a company that designs and manufactures elevator interiors. Essentially, we are metal people that got into the elevator business. From our experience in custom metal fabrication, we developed a series of systems that benefit all users of our interiors. From the folks who order our product, to those who ride the elevator on a daily basis, we serve to simplify.

WHAT does FabACab offer:

We developed a series of systems that simplify the business of elevator interiors. Our offerings include: Panel Systems, Ceiling Systems, Railing Systems, Design and Engineering Services and a fully designated support program for the elevator industry and those it serves.

WHEN did FabACab start:

As a spin off, FabACab launched in 2015 after spending 25 plus years serving the elevator industry through our sister company, MetalArt. MetalArt founders, Mike and Lisa Anderson instilled a vision that carries through to FabACab: a company dedicated to service and quality products on each and every project.

WHERE is FabACab located:

FabACab is centrally located in Middletown, Indiana. Serving customers across the country, we have representatives in every major market as well as satellite locations in New York, Chicago, and Las Vegas. To ensure that we serve our customers, regardless of location, FabACab proudly offers a 24 hour technical hotline ready to assist whenever and wherever needed.

WHY does FabACab do it that way:

Without understanding WHY, everything else would be for nothing. At FabACab, we frequently talk about WHY we are in business. We are "Simplifying A Process Made Difficult" in all that we do. From cab designs or packaging our product, to accepting deliveries from UPS or issuing invoices to customers.



800.800.4960

PRODUCTS

Elevator Interior Panel Systems

Vertical Systems	4
Horizontal Systems	7
Hybrid Systems	11
Custom	13

Elevator Interior Ceiling Systems

T-frame Systems	14
Island Systems	15

Elevator Interior Railing Systems

Patented System	15
Standard System	15

Accessories

SERVICES

CabBuilder

Online Installation Tutorials

How It Works

Design Sessions

Color Renderings

3-Part CSI Specification

Customer Experience Management

24 Hour Technical Hotline

TABLE OF CONTENTS



PANEL SYSTEMS

VERTICAL SYSTEMS

Standardly a system with seven vertical panels, this panel configuration gives a short cab the illusion of height. Installation is made simple by FabACab's inclusive installation templates, which are the same templates used to pre-install brackets on the rear of the panel. These, along with many other details, ensure a quick and easy installation in the field. All FabACab wall panel systems are comprised of 1/2" thick panels with a 1/4" gap between the cab shell and the back of the wall panel for cab ventilation, finishing the face of the panel at 3/4" off of the cab shell wall. This system comes with our easy to install, patented handrail system that allows you to install the railing while remaining inside the cab, eliminating shaft or pit handrail installations. FabACab enables you to write the story you want your building to tell by offering relevant colors and accessories that give your elevator cab that "wow factor." Vertical panel systems are constructed to meet all fire rating regulations, as detailed in ASME E-84 standards.



Nassau



Cooperstown



Andros



Vandal



Nassau

Our Nassau model is the most popular of all our elevator interiors. Without neglecting elegant style and color options, we list the Nassau as our most economical model.



Cooperstown

Presenting the industrial representation in both color and materials, Cooperstown offers an 18 gauge stainless steel grained or "weathered" metal detail on the bottom corners of each panel displaying itself as a more rugged, durable interior.





Andros

Our Andros model takes design back to the basics. This model has a simple, yet fresh, vertical panel application. Popular laminate styles and colors are introduced as well as repurposed, angled 18 gauge stainless steel metal corner details.



Vandal

Our “Vandal Proof” model line has the standard option of a 5SM or 6OM stainless steel pattern. Designed for parking garages and other heavy traffic areas, FabACab’s “Vandal Proof” line delivers a sleek, modern look to any elevator interior.



PANEL SYSTEMS

HORIZONTAL SYSTEMS

Need to improve the esthetics of your vertical transportation? This horizontal panel configuration gives cab interiors the feel of a relevant design. Installation is made simple by FabACab’s custom designed, pre-installed aluminum brackets. These brackets, along with many other details, ensure a quick and easy installation in the field. All FabACab wall panel systems are comprised of ½” thick panels with a ¼” gap between the cab shell and the back of the wall panel for cab ventilation, finishing the face of the panel at ¾” off of the cab shell wall. Three of these systems come with our 8” pre-installed, standard handrail panel that guarantees the rails to stay safely secure. Two of these systems come with our easy to install, patented handrail system that allows you to install the railing while remaining inside the cab, eliminating shaft or pit handrail installations. Horizontal panels systems are constructed to meet all fire rating regulations, as detailed in ASME E-84 standards.



Bridgetown



La Vega



Cypress



Santa Cruz



Santo Domingo

Santo Domingo

Another one of our top sellers, the linear panel pattern of our Santo Domingo model elongates the elevator cab, providing a more spacious feel. This system comes with our easy to install, patented handrail system that allows you to install the railing while remaining inside the cab.



La Vega

This system comes with our easy to install, patented handrail system that allows you to install the railing while remaining inside the cab. Exclusive, metal corner accents made standardly with 18 gauge, 5SM stainless steel are designed to elevate the modern esthetic borrowed from our popular Santo Domingo model.



Cypress

The high performance design of the Cypress model is a direct reflection to that of its namesake. Having Cypress as our inspiration we were able to design this horizontal model to display a cohesive, regal elegance that is both fun and sophisticated. This system comes with our pre-installed, standard handrail panel that guarantees the rails to stay safely secure, giving the end-user a more durable finished product.



Santa Cruz

Our Santa Cruz model offers a sleek, relevant design with style that will reflect the true personality of your building and its occupants. This system comes with shadow lines, and our pre-installed, standard handrail panel that guarantees the rails to stay safely secure, giving the end-user a more durable finished product.



Bridgetown

This model series bridges together two color types providing one, cohesive elevator interior design. Using integrated shadow lines to add depth and interest to your interior, this model line offers the “high end” look, sought after by property owners, with a reasonable price tag.



PANEL SYSTEMS

HYBRID SYSTEMS

Hybrid Systems are the best of both worlds: the heightening of a vertical system while integrating the design relevance of a horizontal system. These systems come with our pre-installed, standard handrail panel that guarantees the rails to stay safely secure, giving the end-user a more durable finished product. All FabACab wall panel systems are comprised of ½” thick panels with a ¼” gap between the cab shell and the back of the wall panel for cab ventilation, finishing the face of the panel at ¾” off of the cab shell wall. Hybrid panel systems are constructed to meet all fire rating regulations, as detailed in ASME E-84 standards.



Kingston and Montego Bay



Georgetown

Kingston

FabACab focuses on providing impeccable color designs fashioned to improve the impression of your elevator interior, and this model line delivers. Our Kingston allows your elevator interior to display the atmosphere you hope your building conveys with vertical panels on top, integrated shadow lines, our standard handrail panel, and a horizontal bottom panel.



Montego Bay

Featuring two relevant color patterns, FabACab designed the Montego Bay to institute a sense of grandeur. The possibilities are endless when designing your desired Montego Bay model from FabACab with vertical panels on top, integrated shadow lines, our standard handrail panel, and a horizontal bottom panel.



Georgetown




This hybrid model displays cohesiveness that is both fun and sophisticated by allowing for the best of both worlds: elegant and practical. Vertical reveals between the upper panels brings the eye up, bringing height to your cab. In an effort to reduce the everyday wear and tear that elevator cab interiors endure, we standardly use 18 gauge stainless steel 5SM on the lower panels. The Georgetown is specifically designed for customers with higher trafficked elevators.



PANEL SYSTEMS

CUSTOM PROJECTS

If you can imagine it, we can build it. With over 25 years of custom fabrication through our sister company, MetalArt, customization is our specialty. Give us a shout to talk about getting your custom elevator interior project started!



CEILING SYSTEMS

T-FRAME CEILINGS


T-frame Ceilings are constructed much like drop ceiling systems, an application frequently seen in commercial buildings. A metal frame and grid system with drop-in panels provides a quality look at an economical price. FabACab can offer the traditional translucent drop-in panels or the more relevant metal drop-in panels. This series of T-Frame Ceilings is standardly constructed entirely of 1 ½” aluminum, polished with a #4 finish. These ceilings are lighter in weight, but do not skimp on quality as they are delivered in one, welded product. They boast welded reinforced corners, eliminating unsightly gaps, and displaying a high end, custom look. FabACab T-Frame ceilings provide easy installation solutions with ‘end use’ craftsmanship. Our ceiling systems are constructed to meet all fire rating regulations, as detailed in ASME E-84 standards.

Curtain Bluff



The Curtain Bluff model is a T-Frame ceiling designed to accommodate three, ¾” polycarbonate translucent panels. Perfect for cabs already equipped with canopy mounted lighting, this model stands out.

Sagesse



The Sageese model is a T-Frame ceiling designed to accommodate ¾” polycarbonate translucent panels. Perfect for cabs already equipped with canopy mounted lighting, this model offers a more customized design for the end user.

Anegada



The Anegada T-Frame ceiling is the best selling ceiling that FabACab offers. Designed to accommodate 14 gauge stainless steel drop-in panels, this model offers the look of an island ceiling with the price tag of a T-Frame ceiling. Perfect for cabs needing an update on lighting, this model comes standard with Man-D-Tec’s premium, low voltage LED down lights ready to be mounted to the drop-in panels.

CEILING SYSTEMS

ISLAND CEILINGS

Island Ceilings are constructed to give the aesthetic of a frameless, floating island look, conveying superior design appeal. A concealed, aluminum hat channel attaches to an aluminum sheet, giving this ceiling a solid, yet, lightweight foundation. To ensure design isn’t ignored, FabACab standardly faces the aluminum substrate with 18 gauge true stainless steel finished with a #4 grain that allows for future refinishing. Our island ceilings come standard with Man-D-Tec’s premium, low voltage LED down lights in a ‘ready to mount’ state. Our ceiling systems are constructed to meet all fire rating regulations, as detailed in ASME E-84 standards.

Chastanet



The Chastanet Island ceiling is FabACab’s premium ceiling, designed to make a statement. The craftsmanship behind this design standardly leaves this ceiling with a seamless, edge to edge sheet of #4 grained stainless steel.


Manzanilla



The Manzanilla Island ceiling is a ceiling for those wanting a bit of both worlds. An edge to edge face, beautifully finished stainless steel, and integrated shadow lines elevate your ceiling look giving the ceiling that extra “pop.” va

RAILING

Available in a variety of shapes, sizes, and finishes, FabACab’s rail systems are built to last! We offer two handrail systems: FabACab’s patented handrail system, and our standard handrail that is mounted to an easy-to-install panel. Our patented handrail system is constructed to last the life of your elevator interior, and is used with interior systems without a handrail panel in addition to being used on all bumper rails. Our sturdy standard handrail comes on an 8” cladded panel ready to be easily installed in your horizontal or hybrid system.



ACCESSORIES

FabACab prides itself on strong, supplier alliances. Not only do we dedicate time to understanding our product offerings; we research, test and continuously develop our lineup, growing our ability to serve customers with usable, design focused accessories.


Man-D-Tec

Since 1987, Man-D-Tec has been leading the industry in elevator lighting. FabACab is proud to offer Man-D-Tec's premium lighting collection as our standard lighting option.



Palmer Pads

W.E. Palmer offers high quality padding, is an industry leader, and is FabACab's standard protective padding supplier.



Lumicor

With over 250 decors to choose from, FabACab is excited to offer Lumicor's Resin Products to enhance your elevator interior.



SERVICES





FabACab is proud to provide customers the ability to design their cab online through our online CabBuilder. This technology allows elevator professionals the chance to quote projects quicker, and gives the opportunity to hand the design aspect over to the end user. Once login credentials have been assigned to the elevator representative, retrieving “out the door pricing” for the elevator sales rep takes minutes. FabACab parallels designing an elevator interior to designing a car online; simply pick the model you desire, the color/finishes, and accessories to provide the ultimate design.



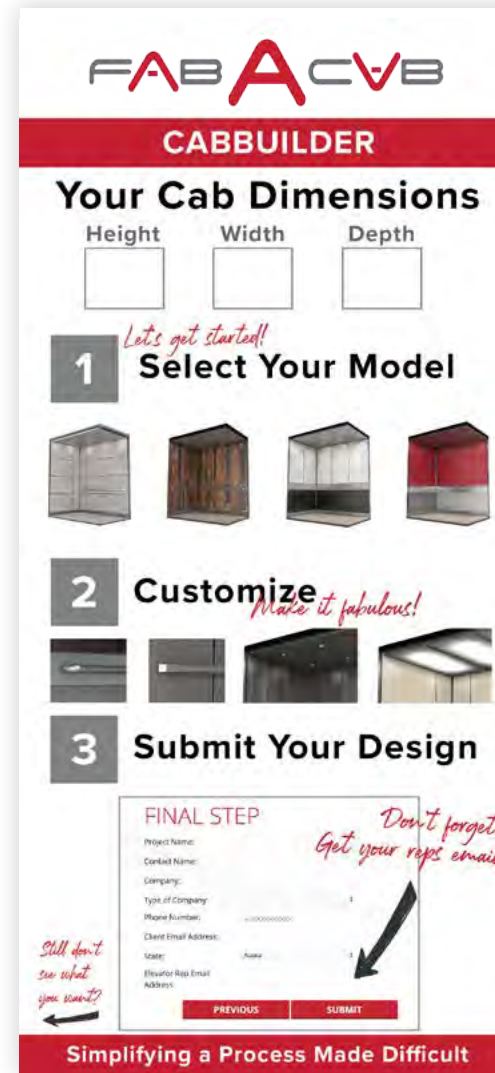
ONLINE INSTALLATION TUTORIALS

FabACab continues to simplify the process of elevator interiors by providing support online. Scan the QR code to get to our installation videos and Quick Tips!



HOW IT WORKS

Elevator professionals can also use the “How It Works” card. This card gives the end user the freedom to play around with panel configuration and colors before meeting to select colors/finishes. This minimizes the need for several, lengthy design selection meetings, and allows the end user to build their design, while our system sends a notification of the build and quote to the elevator sales rep. Use this tool to allow the customer the ability to play with the design to get the creative juices flowing, and enable them to have specific ideas in mind before you quote the project.



1. Select your FabACab interior design

2. Customize your design from a variety of options

3. Request a quote for your customized interior

4. Your cab dimensions to use in the CabBuilder

DESIGN SESSIONS

FabACab's team is trained and equipped to assist customers with 'Design Sessions.' Design Sessions are used to accomplish two things:

- 1 **Assist Elevator Professionals** with the design of the elevator interior. Leave the color swatches and laminate chips at home, and save time by letting FabACab tote the samples and pitch to your customer on elevator interior design.
- 2 **Educate Design Professionals** looking to learn, touch and see the finishes being used in their elevator interior. The FabACab team knows the importance of finish selection and the importance of choosing the correct materials for the specific space. Let us bring the design process to life!

COLOR RENDERINGS



Our Production Department provides detailed drawings with a high resolution, color rendering with each project. This service allows our customers the ability to adequately envision the finished product they desire for their project.

SPECIFICATION

We make it easier for architects and consultants by offering our complete CSI 3-part and Canadian SCS architectural specification. Our spec can easily be downloaded, customized for your residential or commercial project, and included in your master specification for future use.



CUSTOMER EXPERIENCE MANAGEMENT

When developing FabACab, we heard people say that they didn't want to get lost "in the shuffle." We developed a comprehensive process to ensure that you know where your project is at all times. Once your FabACab Sales Representative walks you through the product selection process, you will be guided through the production process by our Customer Experience Manager. With project updates and detailed "Next Steps" instructions, you are sure to keep up-to-date with your projects progress.

	FABACVB	Phase #1 Sales Phase Contact: Sales Rep	Phase #2 Logistics Phase Contact: Customer Experience Manager	Phase #3 Production Phase Contact:	Phase #4 Shipping Phase Contact:
1. Material Selection/Design Sessions		X			
2. Final Quote		X			
3. Completed Survey		X			
4. Purchase Order Acceptance			X		
5. Approval Drawing Distribution			X		
6. Signed Approval Drawing			X		
7. "Next Steps" Email				X	
8. Production				X	
9. "In Production" Postcard				X	
10. Delivery Confirm					X
11. Shipment Notification					X
12. Delivery					X

24 HOUR TECHNICAL HOTLINE

1.800.800.4960

When you need help and can't wait, don't worry...
CALL US! FabACab is proud to offer a 24 Hour Technical
Hotline to assist with any question, at anytime.

